

OBJECTIVE

To quantify a yield response of an application of Fertileader Gold at bloom followed by an application of Fertileader Elite 14 days later on cucumbers.

Site Location:
Hamburg, New York

Researcher:
Nicholas Brown, Timac Agro USA

KEY FINDINGS

+124.2 box/ac

Increase In Total Boxes of Cucumbers

\$1,709/ac

Return on Investment with Fertileader added to program

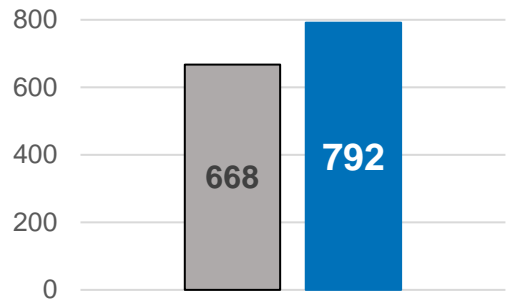
\$14 / box

Box value used for all calculations

TIMAC AGRO PRODUCT



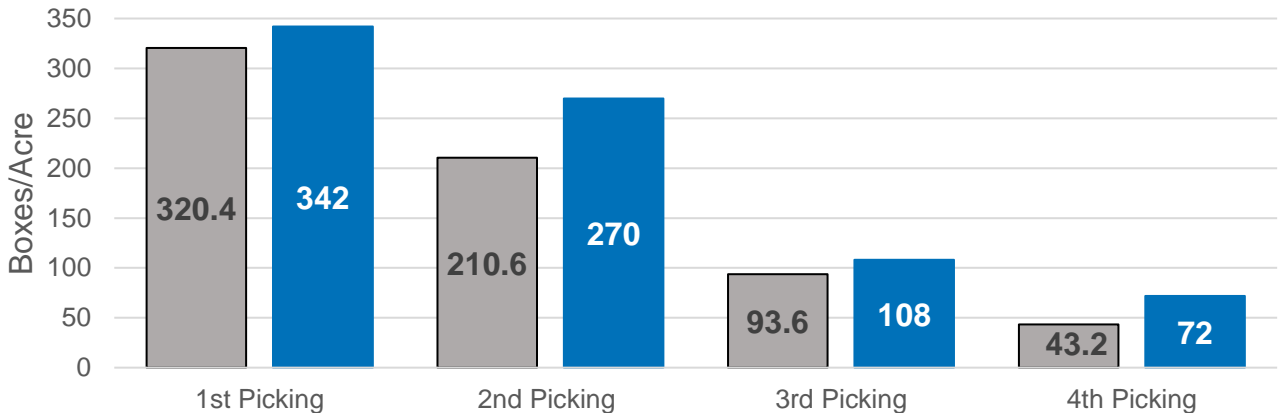
Total Boxes of Cucumbers



Legend: ■ Boxes/A Control ■ Boxes/A Treated

Graph (Above): Treatment impact on total number of boxes of cucumbers.
Graph (Below): Treatment impact broken down per picking to show harvest timing impact

Timac Program Vs. Grower Standard by Picking



APPLICATION

Treatment	Application Rate
Grower Standard	N/A
Grower Standard with Fertileader Program	Fertileader Gold (32oz/ac) at bloom followed by Fertileader Elite (32oz/ac) application 14 days later (1 day after first picking)

MATERIALS AND METHODS

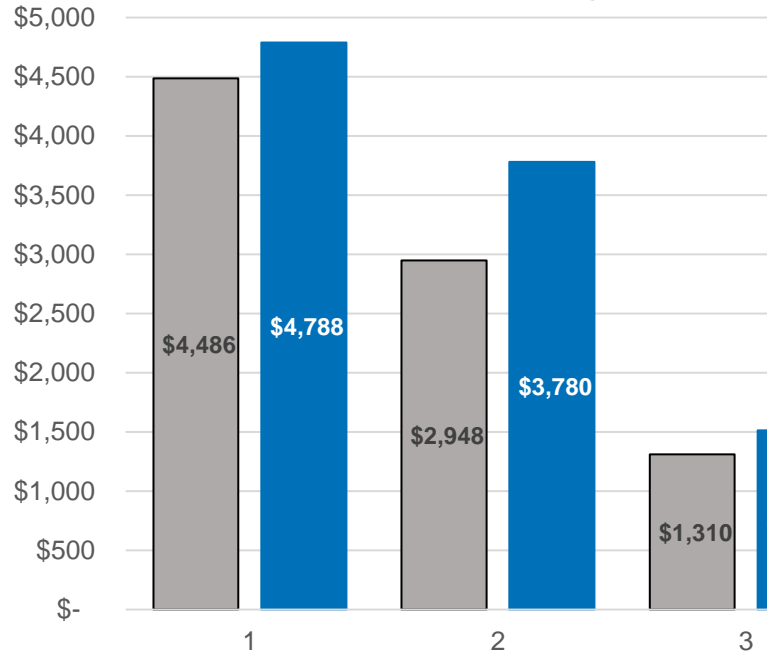
This study was conducted in partnership with a commercial farm on a 6-acre field. 52.7% of the field is a Phelps gravelly loam and the remaining 47.3% is made up of Alton fine gravelly loam and Red Hook silt loam. The trial area was a 1-acre block marked by field flags, and the remaining 5 acres were used as the grower standard for comparison. All field soil types were present within the test plot as well as a consistent slope across the whole area. The variety was Bristol across the whole field and all fertilizer, pesticide, and irrigation schedule were consistent other than the 2 additional sprays added to the trial area. These were applied with a backpack sprayer at 32oz of Fertileader per acre in 20 gpa of water. Fertileader Gold was applied 7/5/23 followed by Fertileader Elite on 7/19/23. The application of Elite was one day after the first picking. All 4 pickings were over the course of a 10-day period. All data collection was measured by box/bin counts done by the farm and then compiled and processed. Precipitation and temperature were slightly above historical average.

RESULTS AND CONCLUSIONS

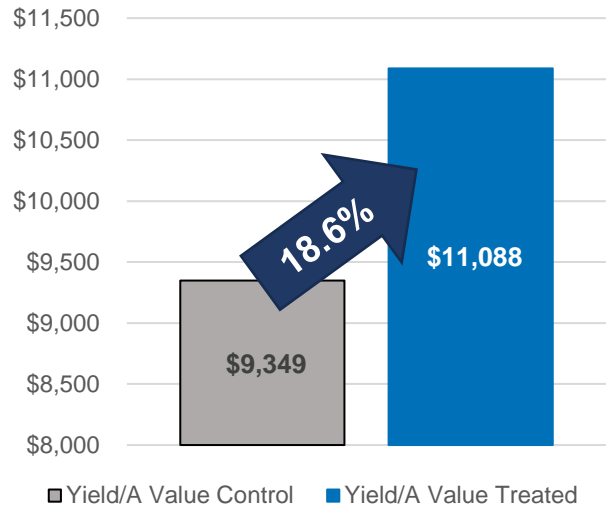
The Fertileader program (Gold and Elite @ 32oz/ac each) resulted in 124.2 more boxes per acre compared to the grower standard. Over the course of the 4 pickings the Fertileader program averaged an additional 31.05 boxes per acre (Max: 59.4 boxes Min: 14.4 boxes). The treated block was able to maintain better plant health resulting in more yield with the applications of Fertileader. When factoring the cost of the product alone each treatment was \$15/ac and two applications were made (\$30/ac total treatment). This produced a return on investment of \$1.709 per acre in this trial and market.

MARKET ECONOMICS & RETURN ON INVESTMENT

Timac Program Vs. Grower Standard by Picking



Total Crop Value Per Acre



Author:

Nicholas Brown, Agronomic Technical Consultant

nicholas.brown@timacusa.com (716) 225-2047 (please contact if further information is needed)